

Stainless Steel Solid Door Reach-In Refrigerator

 **45°C** / AMBIENT TEMPERATURE
HIGHEST TOLERABLE 113°F



Features


- CFC free refrigerant and foam insulation
- Electronic thermostat and digital LED temperature display for accurate control and easy reading
- Self-closing swing door
- Air outlet designed to promote uniform interior temperature within the cabinet
- The coated copper tube, boasting a sturdy 0.7mm thickness, ensures durability.
Crafted from a single bent tube, minimizing the risk of leaks with only two welding joints.
- The condenser is efficiently positioned inside the condensation pan to facilitate the evaporation of excess water.
- INTERIOR: 304 Stainless steel
- EXTERIOR: 430 Stainless steel
- Adjustable and heavy-duty epoxy-coated wire shelves for flexible storage options
- Easy to mount 4" casters (front casters with brakes) are standard with all units
- Interior temperature range: 1°C to 4°C (33°F to 40°F)
- Electrical specifications: 115/60/1 with a NEMA 5-15P plug and a 10ft cord
- SGS & SGS Sanitation Certificate



If the data and structure update, without notice, subject to material object.

Stainless Steel Solid Door Reach-In Refrigerator


45°C / AMBIENT TEMPERATURE
HIGHEST TOLERABLE 113°F

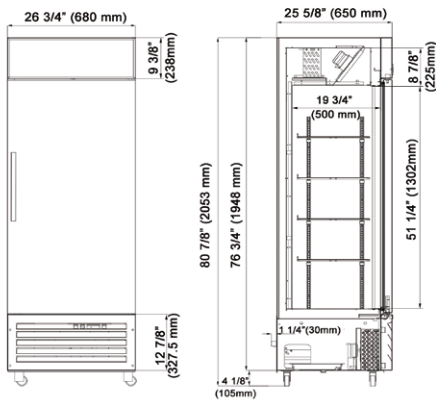


Specifications

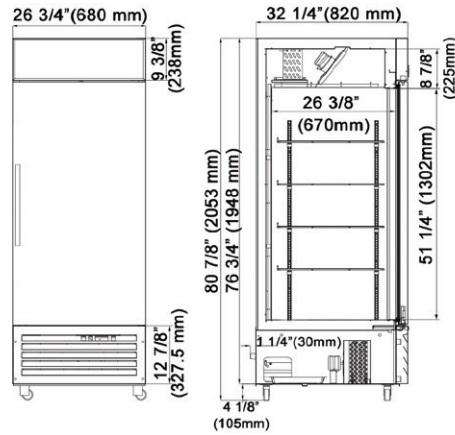
Model	Doors	Exterior Dimensions (W x D x H) (mm/inch)	Shelves	Voltage (V/Hz/Ph)	Elite Series Amps	Power (W/HP)	NEMA PLUG	N.W	G.W	Packing Size (W x D x H) (mm/inch)
C-19BR	Refrigerator 1 Door	680*650*2053 26 3/4 x 25 5/8 x 80 7/8	4	115/60/1	5	500 / 0.68	5-15P	128 kg / 282 lbs	142 kg / 312 lbs	740*720*2253 29 1/4 x 28 1/3 x 88 3/4
C-27BR	Refrigerator 1 Door	680*830*2053 26 3/4 x 32 3/4 x 80 7/8	4	115/60/1	5	500 / 0.68	5-15P	132 kg / 290 lbs	153 kg / 337 lbs	740*890*2253 29 1/4 x 35 x 88 3/4
C-35BR	Refrigerator 2 Doors	1003*830*2053 39 1/2 x 32 3/4 x 80 7/8	8	115/60/1	6.5	650 / 0.88	5-15P	175 kg / 385 lbs	207 kg / 455 lbs	1063*890*2253 41 7/8 x 35 x 88 3/4
C-48BR	Refrigerator 2 Doors	1220*830*2053 48 x 32 3/4 x 80 7/8	8	115/60/1	7.5	800 / 1.09	5-15P	212 kg / 466 lbs	246 kg / 541 lbs	1280*890*2253 52 1/2 x 35 x 88 3/4
C-54BR	Refrigerator 2 Doors	1370*830*2053 54 x 32 3/4 x 80 7/8	8	115/60/1	7.5	800 / 1.09	5-15P	226 kg / 497 lbs	250 kg / 550 lbs	1430*890*2253 56 3/8 x 35 x 88 3/4
C-81BR	Refrigerator 3 Doors	2050*830*2053 80 7/8 x 32 3/4 x 80 7/8	12	115/60/1	8.5	900 / 1.22	5-15P	318 kg / 700 lbs	349 kg / 768 lbs	2110*890*2253 83 x 35 x 88 3/4

Stainless Steel Solid Door Reach-In Refrigerator

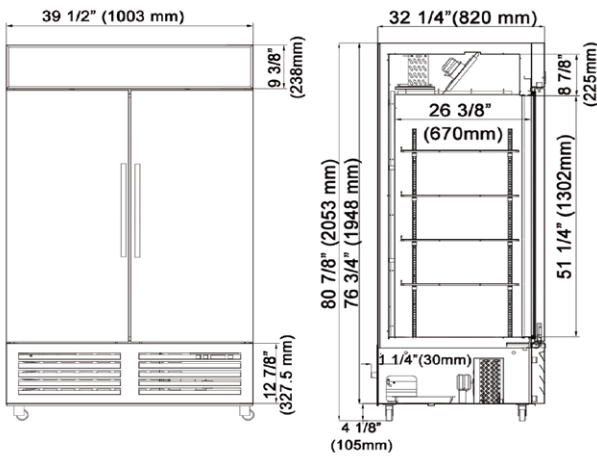
45°C / AMBIENT
HIGHEST TEMPERATURE
TOLERABLE 113°F



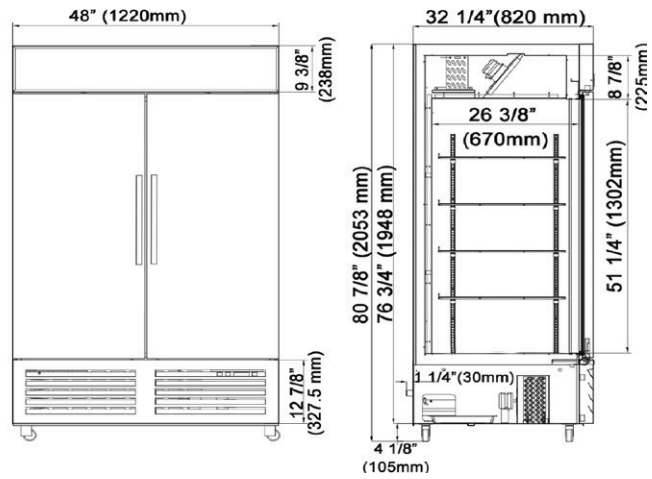
C-19BF 5-15P



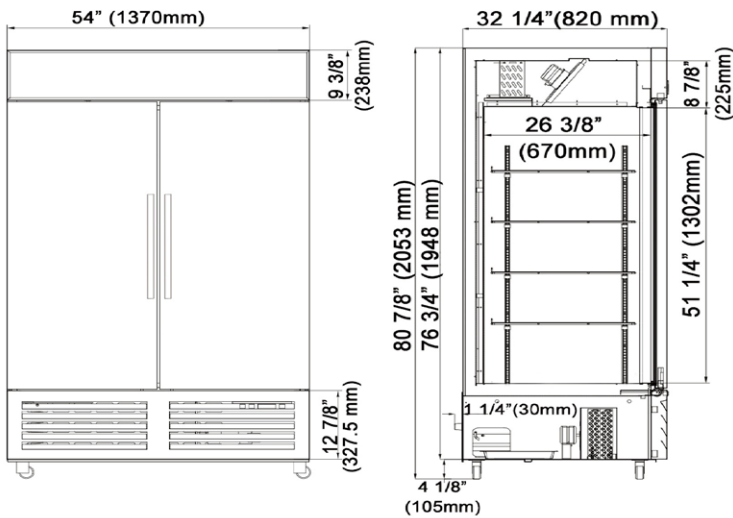
C-27BR 5-15P



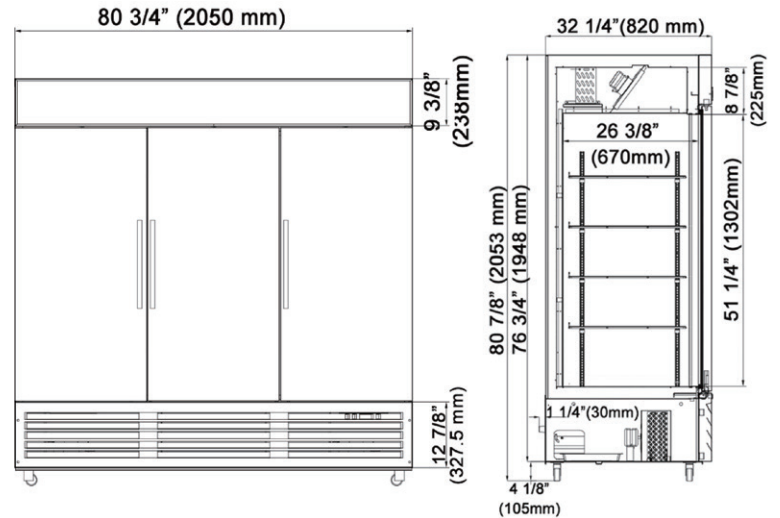
C-35BR 5-15P



C-48BR 5-15P



C-54BR 5-15P



C-81BR 5-15P



If the data and structure update, without notice, subject to material object.