



# STAINLESS STEEL Heavy Duty Speed Rails

## GENERAL SPEED RAIL FEATURES:

- Available in lengths measuring 1ft. to 8 ft. long.
- Keyhole installation.
- Raised one-piece front molding for strength and durability.
- Provides basic bar equipment a custom look.

## STANDARD HEAVY DUTY SPEED RAILS:

All stainless steel construction.  
Custom sizes/widths available to accommodate 1/2 gallon bottles.

Item #: \_\_\_\_\_ Qty #: \_\_\_\_\_  
Model #: \_\_\_\_\_  
Project #: \_\_\_\_\_

## SPEED RAIL MODIFICATIONS

- SU-41:** Make speed rail an odd length  
**SU-42:** Make speed rail accommodate 1/2 gallon bottles



**Single Tier**  
SRK-2 Shown



**Double Tier**  
SRKD-18

### Single Tier

Model #	L	Bottle Capacity	Wt.
SRK-12	12"	3	4 lbs.
SRK-15	15"	4	4 lbs.
SRK-18	18"	4-5	5 lbs.
SRK-2	24"	5-6	5 lbs.
SRK-30	30"	7-8	8 lbs.
SRK-3	36"	9-10	9 lbs.
SRK-42	42"	11-12	10 lbs.
SRK-4	48"	13-14	11 lbs.
SRK-5	60"	15-18	13 lbs.
SRK-6	72"	19-22	14 lbs.
SRK-7	84"	23-26	15 lbs.
SRK-8	96"	27-28	16 lbs.

### Double Tier

Model #	L	Bottle Capacity	Wt.
SRKD-12	12"	6	8 lbs.
SRKD-15	15"	8	9 lbs.
SRKD-18	18"	8-10	10 lbs.
SRKD-2	24"	10-12	13 lbs.
SRKD-30	30"	14-16	16 lbs.
SRKD-3	36"	18-20	18 lbs.
SRKD-42	42"	22-24	20 lbs.
SRKD-4	48"	26-28	22 lbs.
SRKD-5	60"	30-36	26 lbs.
SRKD-6	72"	38-44	28 lbs.
SRKD-7	84"	46-52	30 lbs.
SRKD-8	96"	54-56	32 lbs.

## HANG-ON HEAVY DUTY SPEED RAILS:

Designed to hang-on the first tier of any SRK series speed rails.  
Doubles liquor storage.  
Removable.

**Hang-On Style**  
SR-2H Shown



Model #	L	Bottle Capacity	Wt.
SR-12H	12"	3	4 lbs.
SR-15H	15"	4	5 lbs.
SR-18H	18"	4-5	6 lbs.
SR-2H	24"	5-6	7 lbs.
SR-30H	30"	7-8	8 lbs.
SR-3H	36"	9-10	9 lbs.
SR-42H	42"	11-12	9 lbs.
SR-4H	48"	13-14	10 lbs.

**NOTE:** Not To Be Used With Any Other Manufacturers Speed Rails



**Customer Service Available To Assist You 1-800-645-3166 8:30 am - 8:00 pm E.S.T.**

For Orders & Customer Service:  
Email: [customer@advancetabco.com](mailto:customer@advancetabco.com) or Fax: 631-242-6900

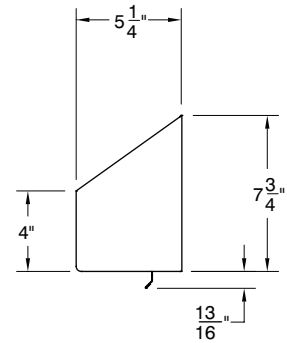
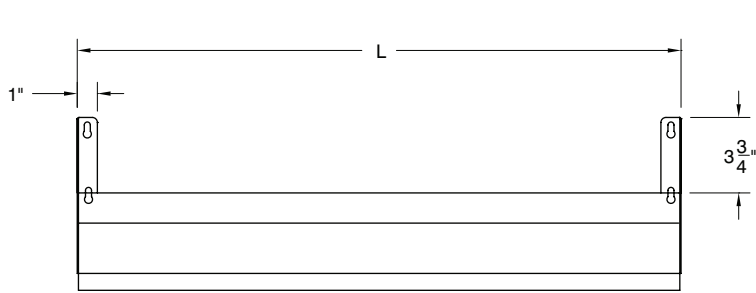
For Smart Fabrication™ Quotes:  
Email: [smartfab@advancetabco.com](mailto:smartfab@advancetabco.com) or Fax: 631-586-2933

# DIMENSIONS and SPECIFICATIONS

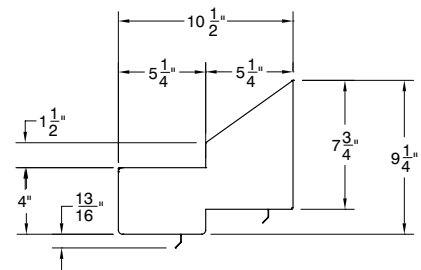
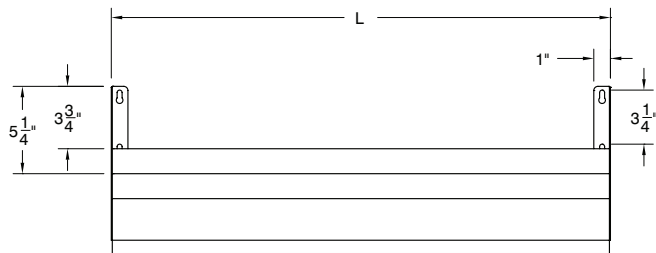
TOL Overall:  $\pm .500"$  Interior:  $\pm .250"$

ALL DIMENSIONS ARE TYPICAL

## SRK Series



## SRKD Series



## SR Series

