

CULITEK SS-Series Reach Ins

Models: MRRF-1D, MRRF-2D, MRRF-3D, MRFZ-1D, MRFZ-2D, MRFZ-3D



SS-Series Refrigerators and Freezers

It all starts with the ingredients. Reliable refrigeration is the key to keeping your valuable food products at safe temperatures. The CULITEK SS-Series refrigerators and freezers are constructed of heavy-duty, stainless steel. Available in 1, 2, or 3-door models, each unit includes standard features, such as incandescent interior lighting, LED temperature Carel controller, fully-assembled casters, self-closing doors, and environmentally friendly, R-290 refrigerant. All units are ETL listed and ETL Sanitation.

Cooling System

- Environmentally-friendly, R290 hydrocarbon refrigerant is free of ozone-depleting properties
- Top down airflow helps to maintain a temperature range of 33°F to 41°F (refrigerators) and -8°F to 0°F (freezers)
- Bottom mounted cooling unit slides out for easy cleaning and maintenance and allows for storage area on top of the unit
- Rugged built axial evaporator fans run efficiently with low velocity and high volume air flow

Cabinet Construction

- Exterior is constructed of 430 corrosion-resistant stainless steel, including doors
- Interior is constructed of 304 corrosion-resistant stainless steel
- Insulated cabinet with foamed-in-place, high density cell polyurethane insulation

Electrical Control

- Electric LED display provides a digital display of cabinet temperatures, allowing for easy temperature adjustments
- Carel temperature controller initiates automatic defrost cycle for worry-free use
- 7-foot power cord with NEMA 5-15 plug

Door(s)

- Stainless steel exterior and interior
- Positive self-closing doors with micro-switch that shuts the evaporator fans off when the door is open
- Recessed handles are built into the door for easy opening and closing
- Locking door keep items inside secure after hours
- One-door models feature field reversible, stainless steel doors (special hinge required, sold separately)

Shelving

- Adjustable plastic coated steel shelves have a load capacity of 90 lbs. per shelf
- Shelving installed with K-clips

Model Features

- Incandescent interior lighting activated by door switch
- 4" casters come standard, 2 locking wheels and 2 non-locking wheels

EQUIPMENT THAT DOMINATES
For Culinary Professionals

STANDARD FEATURES

- Easy to clean, 430 series stainless steel exterior
- Interior constructed of 304 stainless steel
- Digital temperature control ranges 33°F to 41°F in refrigerators and -8°F to 0°F in freezers
- Epoxy coated, corrosion resistant shelves with 90 lb. capacity per shelf
- Self-closing door, with stay open feature beyond 90°
- Bottom mounted condensing unit positioned for easy maintenance
- Preprogrammed digital control featuring auto-defrost cycle
- Foamed-in-place insulation helps provide strength, while helping to maintain internal temperature
- Eco-friendly, R290 hydrocarbon refrigerant



Attention CA Residents PROP 65 WARNING

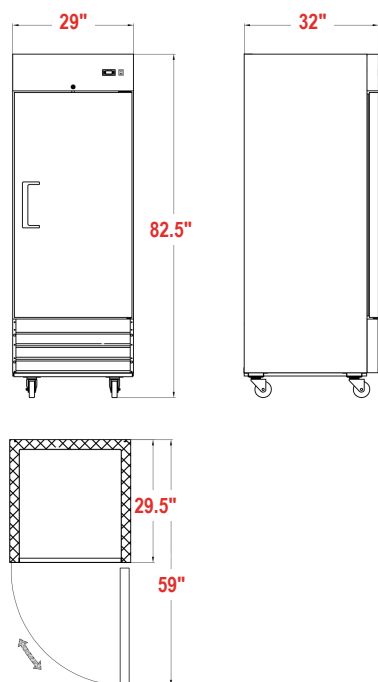
This product can expose you to chemicals, including lead, which are known to the State of California to cause cancer, birth defects, or other reproductive harm.

For more information, go to
www.P65warnings.ca.gov

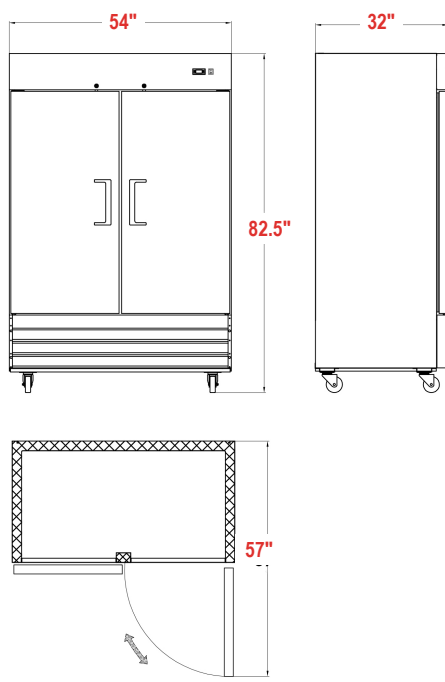
MADE IN CHINA

CULITEK SS-Series Reach Ins Specifications

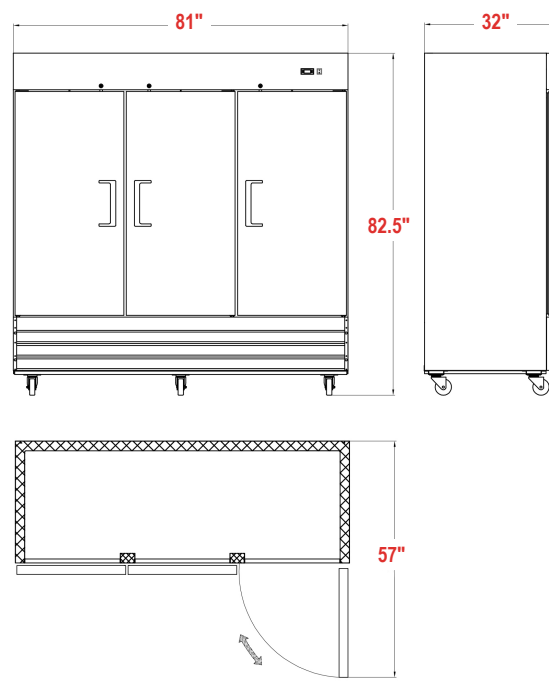
Models: MRRF-1D, MRFZ-1D



Models: MRRF-2D, MRFZ-2D



Models: MRRF-3D, MRFZ-3D



REFRIGERATORS

Model Number	MRRF-1D	MRRF-2D	MRRF-3D
Doors	1	2	3
Shelves	3	6	9
Net Volume (Cu. Ft.)	23	48	72
Overall Dimensions (in)	29"W x 32"D x 82.5"H	54"W x 32"D x 82.5"H	81"W x 32"D x 82.5"H
Interior Dimensions (in)	24"W x 27"D x 60"H	49"W x 27"D x 60"H	76"W x 27"D x 60"H
Horsepower	1/5	1/4	3/4
Refrigerant	R290	R290	R290
Voltage/Hertz/Phase	115/60/1	115/60/1	115/60/1
Amps	2.6	3.8	9
Net Weight (lbs)	278	445	615
Gross Weight (lbs)	322	512	693
Shipping Dimensions (in)	31"W x 35"D x 83"H	56"W x 35"D x 83"H	84"W x 35"D x 85"H

FREEZERS

Model Number	MRFZ-1D	MRFZ-2D	MRFZ-3D
Doors	1	2	3
Shelves	3	6	9
Net Volume (Cu. Ft.)	23	48	72
Overall Dimensions (in)	29"W x 32"D x 82.5"H	54"W x 32"D x 82.5"H	81"W x 32"D x 82.5"H
Interior Dimensions (in)	24"W x 27"D x 60"H	49"W x 27"D x 60"H	76"W x 27"D x 60"H
Horsepower	3/4	1	1-1/4
Refrigerant	R290	R290	R290
Voltage/Hertz/Phase	115/60/1	115/60/1	115/60/1
Amps	7.1	10.7	13.2
Net Weight (lbs)	287	474	620
Gross Weight (lbs)	346	525	705
Shipping Dimensions (in)	31"W x 35"D x 83"H	56"W x 35"D x 83"H	84"W x 35"D x 85"H