

Bottom Mount Reach-In Freezers – EB Series

Bottom Mounted Condensing Unit



EBF1

EBWF1

EBWFH2



EBNF2

EBSF2



EBF2



EBF3

Cabinet Construction

- Heavy duty stainless steel interior / exterior with rounded corners for a hazard-free workspace.
- Open spaced interior with no walls between compartments.
- Galvanized steel top, bottom and rear.
- 2.5" thick high density polyurethane insulation.
- Deeper cabinet interior for more storage options.
- Four 5" swivel casters with locks on front set (six casters for model EBF3). Leg stabilizers standard for all models.

Refrigeration System

- Bottom mounted, self-contained and fully retractable Blizzard R290 condensing unit uses environmentally friendly, EPA-compliant R290 refrigerant with zero (0) Ozone Depletion Potential (ODP) and three (3) Global Warming Potential (GWP). Blizzard R290 is easily replaceable and requires no on-site brazing.
- Electronically commutated (ECM) fan motors achieve rapid cooling with less energy consumption.
- Full-length air duct and airflow guard ensure optimal cold air circulation.
- Time-initiated and temperature-terminated auto defrost heater.
- Large capacity, corrosion-resistant condenser and evaporator coils.
- Self-maintaining, energy-efficient condensate drain pan requires no external drains or electric heaters.
- High performance, auto-reverse condenser fan motor supports compressor ventilation and condenser coil cleaning.
- Pressure relief devices allow rapid cabinet re-entry.
- Pre-wired and ready to plug, 115V/60Hz/1Ph, (NEMA 5-15P for models EBF1, EBWF1, EBWFH2, EBNF2, EBSF2 and EBF2), (NEMA 5-20P for model EBF3).

Lighting

- Energy efficient silicone coated and shatter-proof LED lighting provides bright, high color illumination with low heat output.

Doors

- Heavy duty stainless steel interior / exterior.
- 2.5" thick high density polyurethane insulation.
- Frame heaters prevent exterior moisture build up.
- Self-closing with adjustable torsion system for a positive seal.
- Snap-in magnetic gasket for ease of cleaning.
- High strength, recessed handles.
- Pre-installed locks keep your items safe from theft.
- Field reversible.

Shelving

- Three epoxy coated, steel wire shelves per section.
- Height adjustable stainless steel clips.

Temperature Control

- Multi-function digital controller with easy to read LED display.
- Factory preset temperature, -4°F. Temp-set range from -10°F to 54°F.
- Audible overheat protection alarm for compressor and condenser coil.

Options

- Additional shelving.
- Baking sheet pan racks for models EBF1, EBWF1 and EBWFH2.
- 3" swivel casters with locks.
- 3.5" – 6" height-adjustable and interchangeable legs.
- Left hinged door.

↔ = Interior Dimensions ↔ = Exterior Dimensions

ABS Legs



Two additional front adjustable stainless steel clad ABS legs provide extra stability when opening and closing door, and three additional legs for EBF3 for weight support.

Vacuum Relief



The vacuum relief valve equalizes cabinet pressure for rapid door re-entry.

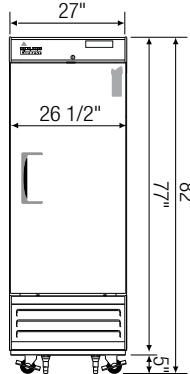
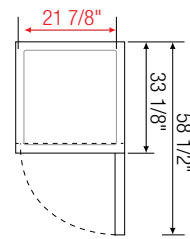
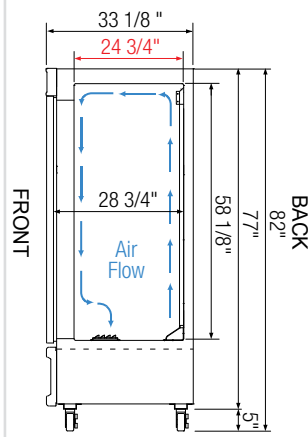


Equipped with 9 ft long NEMA 5-15P plug. (all models except EBF3)

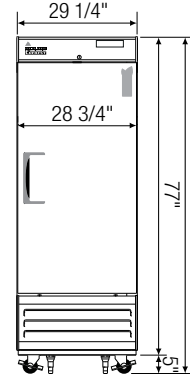
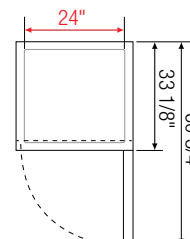


Equipped with 9 ft long NEMA 5-20P plug. (model EBF3)

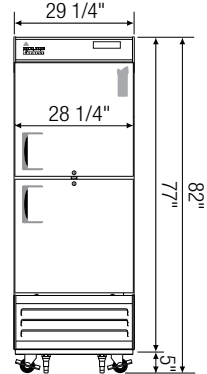
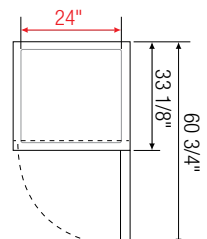
Side View



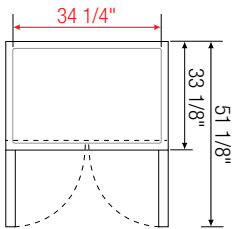
EBF1



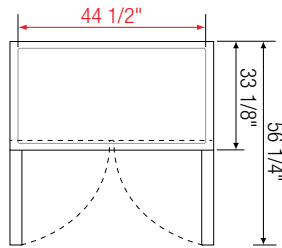
EBWF1



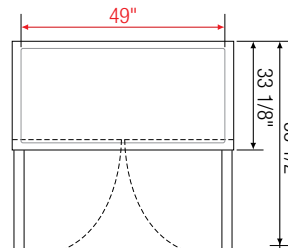
EBWFH2



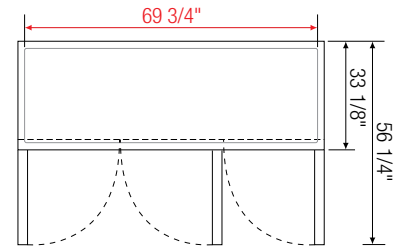
EBNF2



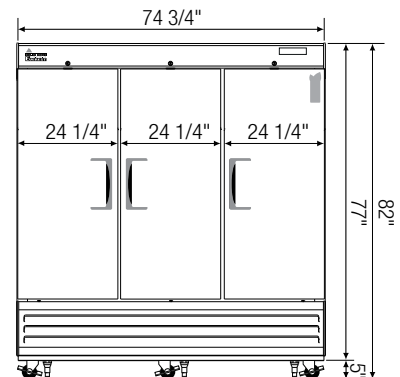
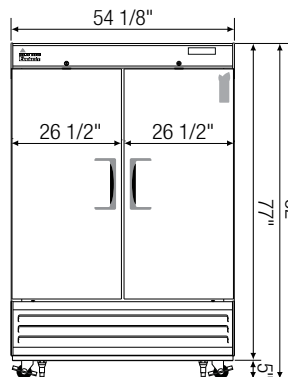
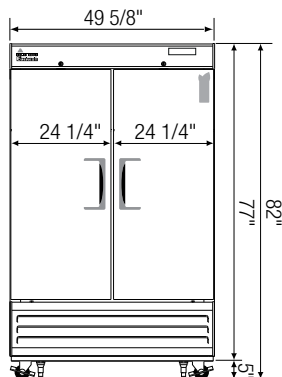
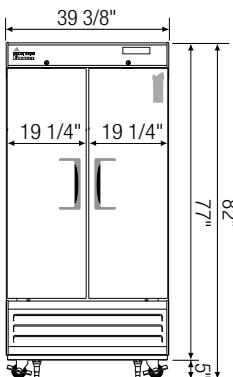
EBSF2



EBF2



EBF3



Model	Ref/ Frz/ Dual	# of Doors	Capacity [†] (Cu. Ft.)	HP	BTU/HR [†]	Refrigerant	# of Shelves	Power (V-Hz-Ph)	Amps	Crated Weight (LBS)	Exterior Dimensions (Inches)		
											L	D	H*
EBF1	Frz	1	21	1/2	1,670	R290	3	115-60-1	5	339	27	33 1/8	77
EBWF1	Frz	1	23	1/2	1,670	R290	3	115-60-1	5	348	29 1/4	33 1/8	77
EBWFH2	Frz	2 (H)	23	1/2	1,670	R290	3	115-60-1	5	352	29 1/4	33 1/8	77
EBNF2	Frz	2	33	1	6,197	R290	6	115-60-1	7.5	451	39 3/8	33 1/8	77
EBSF2	Frz	2	48	1	6,197	R290	6	115-60-1	7.5	479	49 5/8	33 1/8	77
EBF2	Frz	2	50	1	6,197	R290	6	115-60-1	7.5	590	54 1/8	33 1/8	77
EBF3	Frz	3	71	1/2 x 2	1,670 x 2	R290	9	115-60-1	12	680	74 3/4	33 1/8	77

* Height does not include 5" for casters.

Frz = Freezer | (H) = Half Door

† Based on evaporating temperature of 23°F (-5°C) & condensing temperature of 131°F (55°C).

Specifications subject to change without notice.

Product dimensions are for general purposes and not absolute value. Product capacity (†) is calculated based on standard industry figures. Slight variations may exist. If dimensions and capacity are critical, please contact Everest Refrigeration.