

Glass & Solid Combination Half-Door Upright Reach-In Refrigerator – ES Series



Top Mounted Condensing Unit



EGSH2

EGSDH2
(Dual Temp)



EGSH4

EGSWH4



EGSH6

Cabinet Construction

- Heavy duty stainless steel interior / exterior with rounded corners for a hazard-free workspace.
- Open spaced interior with no walls between compartments (Ref). Insulated interior wall between refrigerator and freezer compartments (Dual Temp).
- Galvanized steel top, bottom and rear.
- 2.5" thick high density polyurethane insulation.
- Four 5" swivel casters with locks on front set. Leg stabilizers standard for models EGS2, EGS2H2 and EGS6.

Refrigeration System

- Top mounted, self-contained and fully detachable Blizzard R290 condensing unit uses environmentally friendly, EPA-compliant R290 refrigerant with zero (0) Ozone Depletion Potential (ODP) and three (3) Global Warming Potential (GWP). Blizzard R290 is easily replaceable and requires no on-site brazing (does not apply to model EGS2H2).
- Electronically commutated (ECM) fan motors achieve rapid cooling with less energy consumption.
- Full-length air duct and airflow guard ensure optimal cold air circulation.
- Time-initiated and temperature-terminated auto defrost heater for freezers. Air defrost for refrigerators.
- Large capacity, corrosion-resistant condenser and evaporator coils.
- Self-maintaining, energy-efficient condensate drain pan requires no external drains or electric heaters.
- High performance, auto-reverse condenser fan motor supports compressor ventilation and condenser coil cleaning.
- Pressure relief devices allow rapid cabinet re-entry.
- Pre-wired and ready to plug, 115V/60Hz/1Ph, NEMA 5-15P.

Lighting

- Shielded LED bar lighting with on/off switch provides bright, high color illumination at lower heat output.

Doors

- Low emissivity double glass panes and matte finish aluminum frames for glass doors.
- Heavy duty stainless steel interior / exterior with 2.5" thick high density polyurethane insulation for solid doors.
- Frame heaters prevent exterior moisture build up.
- Self-closing with adjustable torsion system for a positive seal.
- Snap-in magnetic gaskets for ease of cleaning.
- Heavy duty, die-cast handles for glass doors. High strength, recessed handles for solid doors.
- Pre-installed locks keep your items safe from theft.

Shelving

- Four epoxy coated, steel wire shelves per section.
- Height adjustable stainless steel clips.

Temperature Control


- Multi-function digital controller with easy to read LED display.
- Factory preset temperature, 35°F for refrigerators and -4°F for freezers. Temp-set range from 33°F to 54°F for refrigerators and -10°F to 54°F for freezers.
- Audible overheat protection alarm for compressor and condenser coil.

Options


- Additional shelving.
- 3" swivel casters with locks (does not apply to model EGS2H2).
- 3.5" – 6" height-adjustable and interchangeable legs.

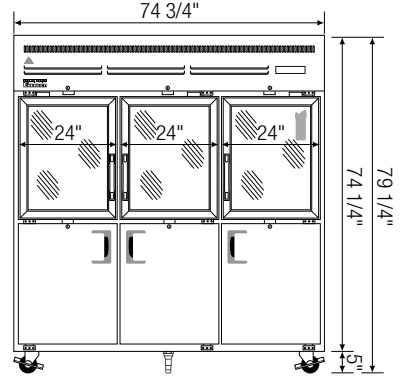
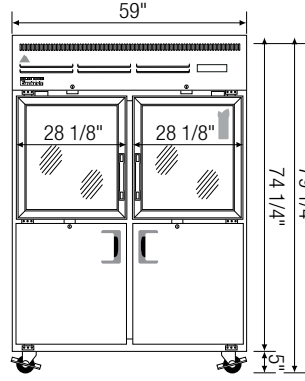
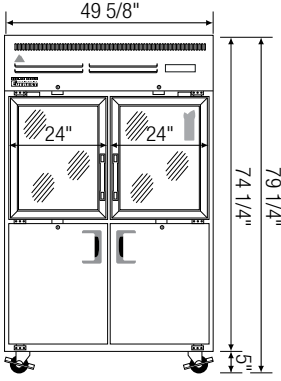
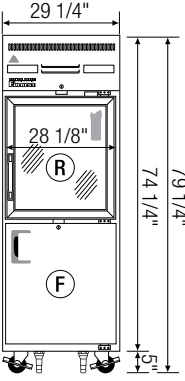
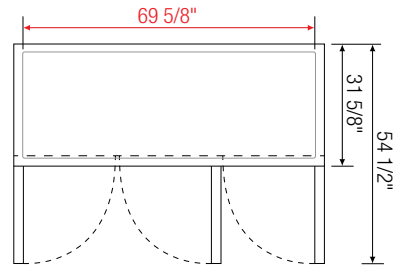
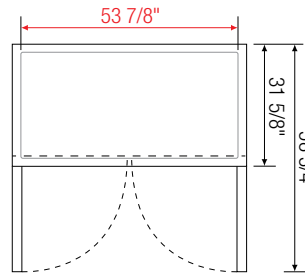
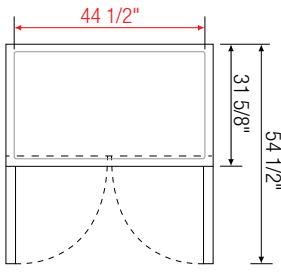
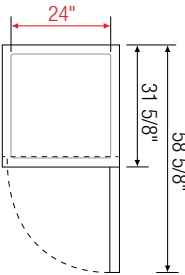
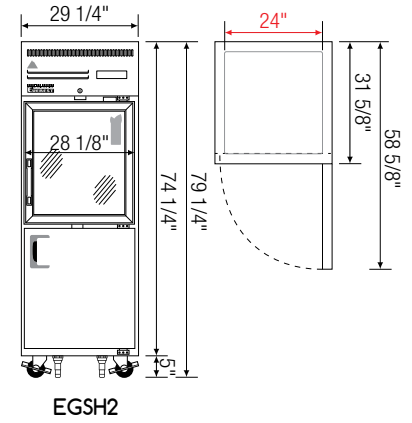
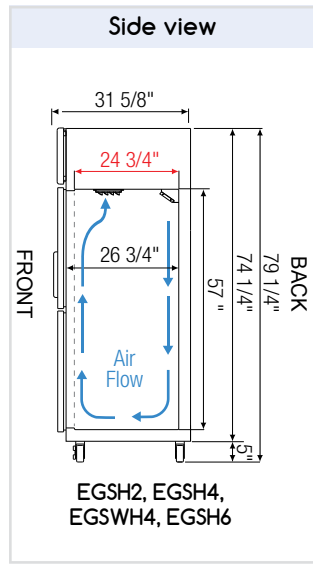
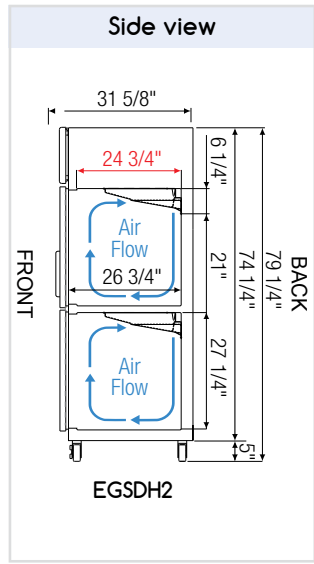
↔ = Interior Dimensions ← → = Exterior Dimensions

ABS Legs



Two additional front adjustable stainless steel clad ABS legs for models EGS2 and EGS2H provide extra stability when opening and closing door, and one additional leg for model EGS6 for weight support.

 Equipped with 9 ft long NEMA 5-15P plug.



Model	Ref/ Frz/ Dual	# of Doors	Capacity [†] (Cu. Ft.)	HP	BTU/HR [†]	Refrigerant	# of Shelves	Power (V-Hz-Ph)	Amps	Crated Weight (LBS)	Exterior Dimensions (Inches)		
											L	D ^a	H [*]
EGSH2	Ref	2 (H)	23	1/4+	1,926	R290	4	115-60-1	3.3	322	29 1/4	31 5/8	74 1/4
EGSDH2	Dual	2 (H)	11 (R) 11 (F)	1/2	3,435	R290	4	115-60-1	5	356	29 1/4	31 5/8	74 1/4
EGSH4	Ref	4 (H)	48	1/3	2,311	R290	8	115-60-1	2.7	449	49 5/8	31 5/8	74 1/4
EGSH4	Ref	4 (H)	55	1/2	1,670	R290	8	115-60-1	5	486	59	31 5/8	74 1/4
EGSH6	Ref	6 (H)	71	3/4	4,445	R290	12	115-60-1	8	636	74 3/4	31 5/8	74 1/4

* Height does not include 5" for casters.

† Based on evaporating temperature of 23°F (-5°C) & condensing temperature of 131°F (55°C).

^a Exterior depth dimension does not include 1-1/2" for door handles.

Ref = Refrigerator | Dual = Ref & Frz Combo
(H) = Half Door | (R) = Refrigerator | (F) = Freezer

Specifications subject to change without notice.

Product dimensions are for general purposes and not absolute value. Product capacity (†) is calculated based on standard industry figures. Slight variations may exist. If dimensions and capacity are critical, please contact Everest Refrigeration.