

Glastender®

BEVERAGE DISPENSING





THE PROPER POUR ADVANTAGE

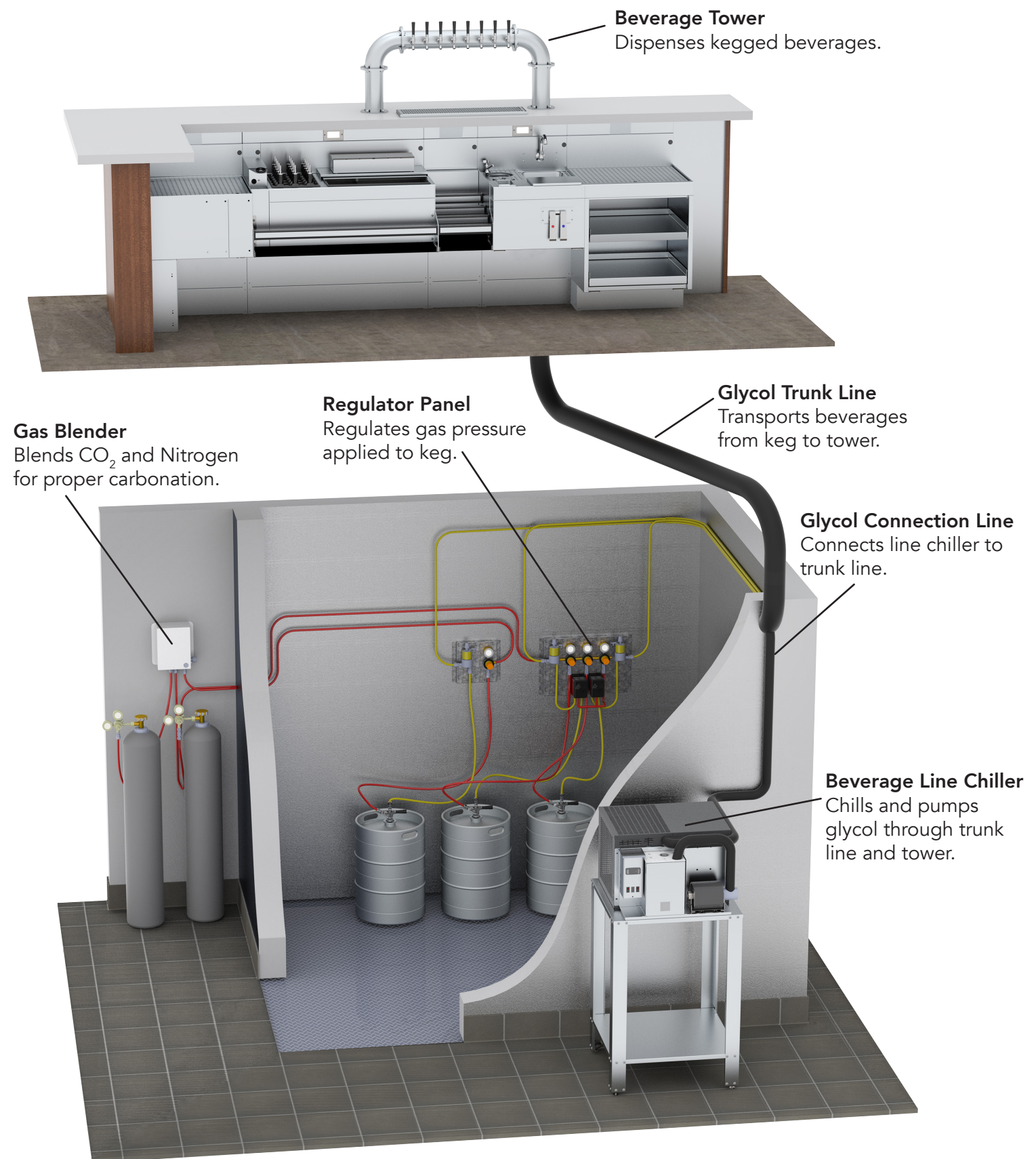
High Yield Remote Draft Beverage Systems

When it comes to remote draft beverage dispensing systems, experience matters. Glastender has designed, manufactured, and coordinated draft beverage system installations since 1996.

Our systematic and collaborative approach ensures your system will dispense properly tasting beverages with minimal operational loss.

Complete our online project questionnaire and partner with us on your next project to experience the benefits of the Proper Pour Advantage.

Beverage System Overview



Beverage Line Chillers

Beverage Line Chillers are refrigeration units that cool a mixture of water and glycol. The cooled mixture is pumped in a circular pattern throughout the beverage system to keep the beverage lines and faucets cold.

Compact Size, Incredible Performance

- Three different compressor horsepower options to optimally meet varying requirements.
- Industry-leading 100GPH pumps provide more consistent temperature throughout the system.
- High-efficiency heat exchanger pairs with a compact one-gallon reservoir tank minimizing the overall space requirement.
- Foamed-in-place insulated tank reduces inherent heat loss.

Long Lasting, Easy to Maintain

- Durable black vinyl-clad exterior resists rusting and pitting.
- Advanced digital controller with tamper-proof function blocks unauthorized access preventing accidental system damage.
- Control panel is removable for mounting remotely from the compressor deck for easy servicing.



BLC-1/2-2

Glycol Trunk Lines

Glycol Trunk Lines are a tightly assembled bundle of beverage tubing and glycol tubing wrapped with heat transfer material and surrounded by closed cell insulation. Trunk lines keep beverages cool as they travel from kegs in the walk-in cooler to the dispensing faucets.

High-Quality, Manufactured to Order

- Manufactured at our factory means faster response times to site conditions.
- Low resistance barrier tubing ensures beverages continue tasting as fresh as the day they were kegged.
- Industry-leading 1/2" internal diameter glycol tubing allows a larger volume of glycol to be in contact with beverage tubing providing improved heat transfer and more consistent temperature.
- 3/4" closed-cell insulation is wrapped with heavy-duty 5.25 mil PVC for increased durability when pulling.
- Numbered beverage tubing, and colored glycol tubing eliminates guesswork and decreases installation time.




GTL-4+12

Regulator Panels

Regulator Panels are pre-assembled, wall-mounting plates used to position gas regulators, empty keg detectors, and other components in an organized manner to facilitate connecting gas and beverage tubing to the trunk lines. Regulator Panels vary depending on whether the system is designed to work with blended gas or pumps.

Flexible and Well Organized

- Supports blended gas or pump systems.
- Heavy-duty, 16-gauge galvanized steel mounting plate securely holds system components.
- System components pre-installed to the panel for an easy, well-organized installation.
- Optional Empty Keg Detectors to maximize system yield by stopping the flow of carbonated beverages through the line when the keg empties.
- Configurable with Y-angle brackets or flooded manifolds for systems where more than one faucet will be supplied by a single keg.



BPIK-2E

Towers dispense beverages stored in kegs and contain glycol-cooled components to ensure dispensing quality. As the only element of a remote draft beverage system visible to customers, towers are the focal point for draft beverages.

Extensive Variety, Quality Performance

- All stainless-steel beverage contact for dispensing beer, wine, coffee, and cocktails without loss of quality.
- Glycol-chilled shank and faucet technology significantly reduce warm spots at point of dispense.
- Uniquely designed drain pans with perforated inserts specific to each tower model contains overpours, minimizes clean up.
- Robust construction and mounting provisions to withstand heavy use and demanding applications.
- Wide variety of styles and finishes to complement a range of interiors and concepts.




BT-4-SSR

Basic Towers

Simple, Clean Design



Bridge




Double Sided



Tee



Column




Wall Mount




Undercounter

Pipe Towers


Modern, Industrial Flair



Pass-Thru



Wall




Cantilever




Bridge



Tee



Add Color, Custom Appearance



Monaco



Zeus



Braumeister



Roman




Black Forest



Vienna



Mini Mushroom



Mushroom



Rembrandt



Cobra



Wood Barrel



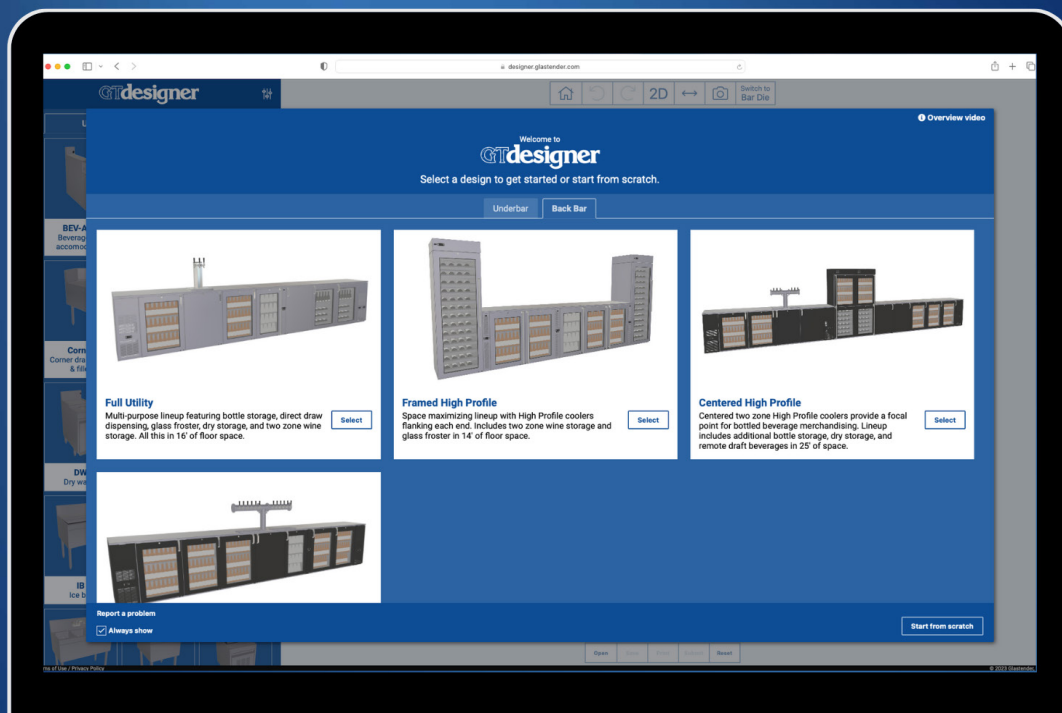
Glastender®

Expect More. More Flexibility. More Features.

Beverage dispensing products, spec sheets, manuals, and pricing can be accessed on our website at glastender.com or by scanning this code.



GTdesigner by Glastender



Want to see your bar design come to life?

Visit our interactive equipment configurator & layout tool at <https://designer.glastender.com>

info@glastender.com | 800.748.0423 | glastender.com