



Migali®

PROJECT: _____

LOCATION: _____

ITEM#: _____

QUANTITY: _____

COMPETITOR SERIES®



C-G24



C-G36



C-G48

GRIDDLES

- Manually controlled
- 3/4" thick polished steel cooking surface for quick, even heating
- 30,000 BTU per "U" shape burner
- Large 20" deep cooking surface
- Removable slide out waste tray
- Beautiful ergonomic design and easy to clean
- High polished, stainless steel feet
- Stainless steel grease trough with wide opening for easy cleaning
- Comes standard as natural gas with L.P orifice kit for in-field conversion
- Migali Industries® Protection Plan: 1 Year Parts & Labor Warranty

MODEL	BURNERS	TOTAL BTU NATURAL GAS / LP	PER BTU NATURAL GAS / LP	IN TAKE TUBE PRESSURE (W.C.) NATURAL GAS / LP	NOZZLE NO. NATURAL GAS / LP	IGNITION	VALVE TYPE	GRIDDLE PLATE WORKING AREA W X D X H	EXTERIOR DIMENSIONS W X D X H	PACKAGING DIMENSIONS W X D X H	WEIGHT	PACKAGED WEIGHT
C-G24	2	60,000	30,000 BTU/h	4/10	#37 / #51	Manual	Pilot Light	23" x 19.9" x 3/4"	24" x 28.6" x 15.2"	26.8" x 31.1" x 18.2"	160 lbs.	195 lbs.
C-G36	3	90,000	30,000 BTU/h	4/10	#37 / #51	Manual	Pilot Light	35.7" x 19.9" x 3/4"	36" x 28.6" x 15.2"	38.6" x 31.1" x 18.2"	230 lbs.	281 lbs.
C-G48	4	120,000	30,000 BTU/h	4/10	#37 / #51	Manual	Pilot Light	47.9" x 19.9" x 3/4"	48" x 28.6" x 15.2"	51.6" x 32.7" x 17.6"	295 lbs.	415 lbs.

Gas Connection: 3/4" NPT on the right

Clearance for combustible work area: 6" rear & 15" sides

Altitudes over 2,000 feet may need high altitude orifice adjustments to deliver BTU output listed

*MIGALI RESERVES THE RIGHT TO CHANGE SPECIFICATIONS WITHOUT NOTICE



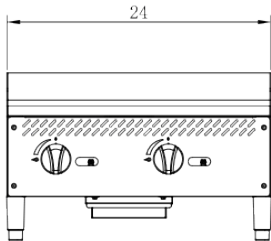
TOLL FREE: 800.852.5292
WEB: www.migali.com



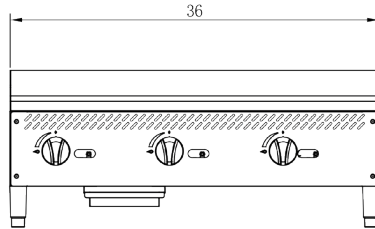
Conforms to ANSI STD Z39.1-2009 (2011), NSF/ANSI STD 4 & CSA STD 1-BB-2009(2011)

DIMENSIONAL DRAWINGS

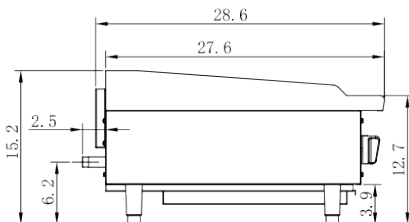
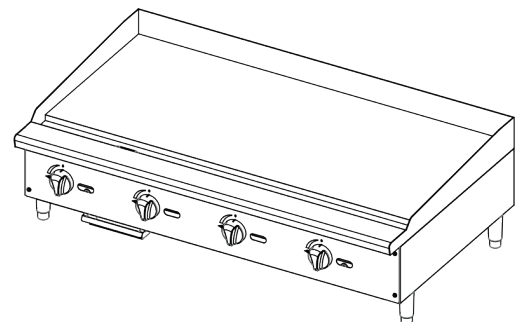
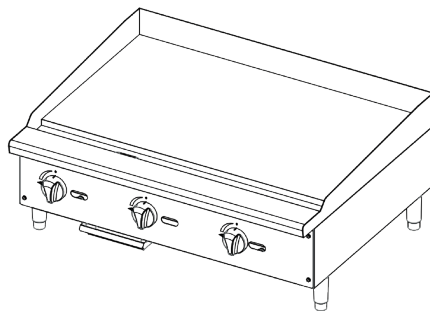
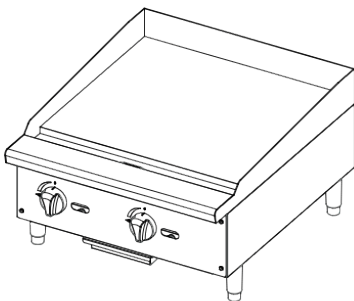
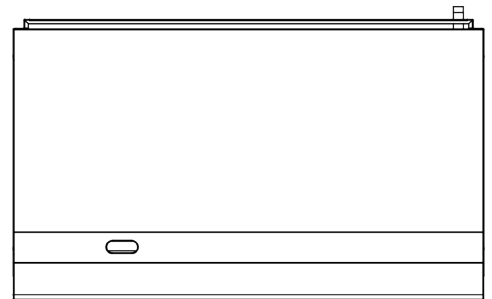
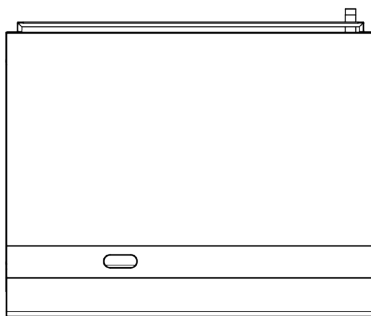

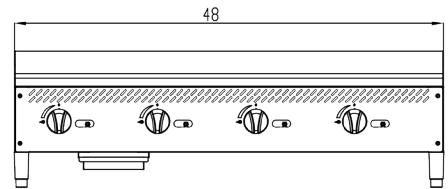
C-G24



C-G36



C-C48



SIDE VIEW



MIGALI® REMAINS AN AMERICAN FAMILY COMPANY SINCE 1955