



Outperform every day.™

Project:

Item Number:

Quantity:

Modular Drop-in: Soup Well

The Vollrath Company, L.L.C.

MODULAR DROP-IN: SOUP WELL



Modular Drop-In: Soup Well

DESCRIPTION

The modular drop-in is designed for top-mount installation and does not require hard-wiring. A flat flange with gasket ensures firm fit against the countertop.

Stainless steel drain nipple is welded to the interior well to ensure long service life.

Stainless steel wells are designed to hold appropriate size vegetable insets and allow sufficient water capacity to ensure maximum moist heat operation.

NOTE: Soup Well Drop-ins are made to order and cannot be canceled or returned.

ITEMS

36462	7¼ Qt. Infinite Control (US/Canada)
36463	7¼ Qt. Infinite Control (US/Canada)
36464	11 Qt. Infinite Control (US/Canada)
36465	11 Qt. Infinite Control (US/Canada)
3646210	7¼ Qt. Thermostatic Control (US/Canada)
3646310	7¼ Qt. Thermostatic Control (US/Canada)
3646410	11 Qt. Thermostatic Control (US/Canada)
3646510	11 Qt. Thermostatic Control (US/Canada)

FEATURES

- Top is 22-gauge 18-8 stainless steel, Type 304
- Double wall construction
- Exterior housing is 22-gauge stainless steel
- Deep-drawn well is 22-gauge, 18-8 stainless steel
- High-density glass fiber insulation
- Molded breaker gasket fitted under drip-edge
- Flat work surface around opening
- Standard drain is ¾" (1.9 cm) stainless steel fitting welded to pan with ball valve shutoff below exterior housing
- Drop-in supplied with stainless steel control panel
- Mounting brackets included
- 720W elements for efficient low cost operation
- Unit comes with cord and plug and does not require hard-wiring installation
- 6-foot (183 cm) power cord
- NSF4 Listed

OPTIONS

- ☐ Auto-Fill

Agency Listings



Due to continued product improvement, please consult www.vollrath.com for current product specifications.

WARRANTY: All models shown come with Vollrath's standard warranty against defects in materials and workmanship. For full warranty details, please refer to www.Vollrath.com.

Approvals	Date



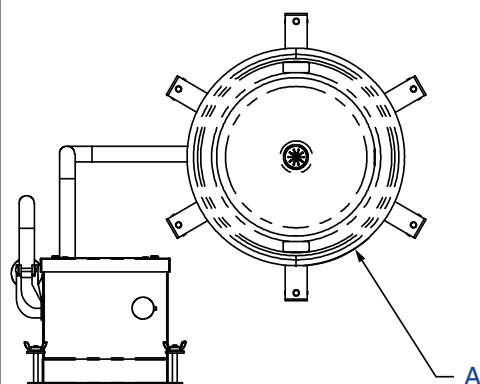
Outperform every day.™

www.vollrath.com

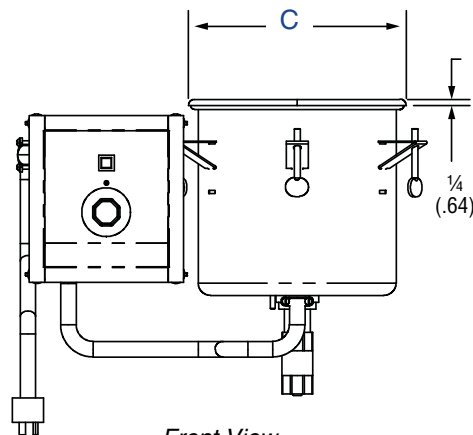
The Vollrath Company, L.L.C.

1236 North 18th Street
Sheboygan, WI 53081-3201 U.S.A.
Main Tel: 800.624.2051 or 920.457.4851
Main Fax: 800.752.5620 or 920.459.6573
Customer Service: 800.628.0830
Canada Customer Service: 800.695.8560

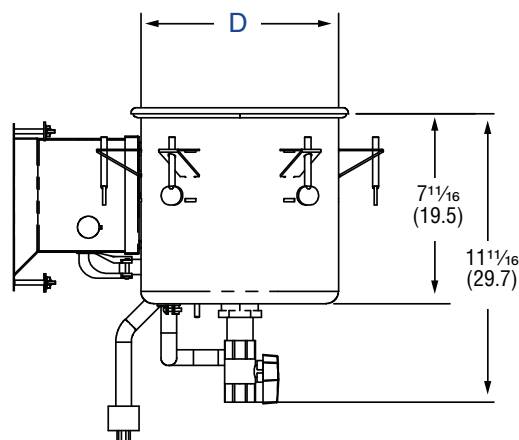
Technical Services
techservicereps@vollrathco.com
Induction Products: 800.825.6036
Countertop Warming Products: 800.354.1970
All Other Products: 800.628.0832

MODULAR DROP-IN: SOUP WELL**DIMENSIONS** (Shown in inches (cm))

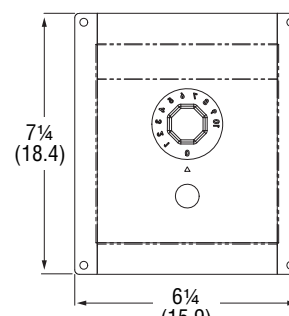
Top View



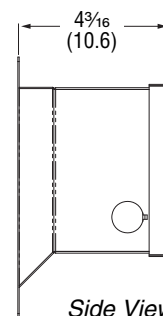
Front View



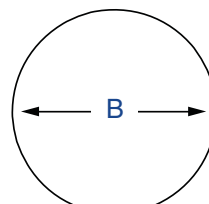
Side View

Control Panel

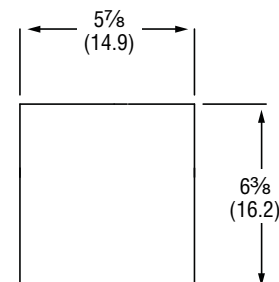
Front View



Side View

Cutouts

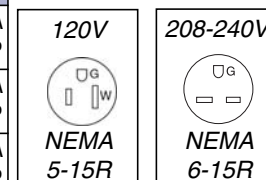
Well



Control

SPECIFICATIONS

Item No.	Control	Capacity QT (L)	(A) Over Flange Diameter	(B) Cutout Diameter	(C) Outside Diameter	(D) Well Outer Diameter	Voltage	Watts	Amps	Plug
36462	Infinite	7 1/4 (6.9)	10 9/16 (28.4)	10 10/16 (26.8)	11 11/16 (28.4)	10 5/16 (26.2)	120V	720	6	NEMA 5-15P
3646210	Thermostatic						208-240V	720-960	3.5-4	NEMA 6-15P
36463	Infinite	11 (10.5)	12 13/16 (32.5)	12 1/4 (31.1)	12 13/16 (32.5)	12 (30.5)	120V	720	6	NEMA 5-15P
3646310	Thermostatic						208-240V	720-960	3.5-4	NEMA 6-15P
36464	Infinite	11 (10.5)	12 13/16 (32.5)	12 1/4 (31.1)	12 13/16 (32.5)	12 (30.5)	120V	720	6	NEMA 5-15P
3646410	Thermostatic						208-240V	720-960	3.5-4	NEMA 6-15P
36465	Infinite	11 (10.5)	12 13/16 (32.5)	12 1/4 (31.1)	12 13/16 (32.5)	12 (30.5)	120V	720	6	NEMA 5-15P
3646510	Thermostatic						208-240V	720-960	3.5-4	NEMA 6-15P

Receptacle

Outperform every day.™

www.vollrath.com**The Vollrath Company, L.L.C.**

1236 North 18th Street
 Sheboygan, WI 53081-3201 U.S.A.
 Main Tel: 800.624.2051 or 920.457.4851
 Main Fax: 800.752.5620 or 920.459.6573
 Customer Service: 800.628.0830
 Canada Customer Service: 800.695.8560

Technical Services
techservicereps@vollrathco.com
 Induction Products: 800.825.6036
 Countertop Warming Products: 800.354.1970
 All Other Products: 800.628.0832