



Project:

Item Number:

Quantity:

CLEAR BOWL SERIES FROZEN BEVERAGE DISPENSERS



CBE127-37

CBD117-37



DESCRIPTION

Stoelting's Clear Bowl Series Frozen Beverage Dispensers offer a range of capacities and flavors for operators that demand drink variety, low maintenance and easy operation for a variety of skill levels. The countertop dispensers are designed for cold or frozen slush and milk-based drinks, including granitas, iced or frozen coffee or tea, frozen cocktails, smoothies and more.

MODELS

- CBE117-37 One 3.2 Gallon Bowl Frozen Beverage Dispenser
- CBE127-37 Two 3.2 Gallon Bowls Frozen Beverage Dispenser
- CBE167-37 Three 3.2 Gallon Bowls Frozen Beverage Dispenser
- CBD117-37 One 1.6 Gallon Bowl Frozen Beverage Dispenser
- CBD127-37 Two 1.6 Gallon Bowls Frozen Beverage Dispenser

FEATURES

- Seal-less drive shaft design eliminates preventive maintenance and mandatory seal replacements
- Horizontal and vertical auger design mixes a homogenous beverage every time and continuously presents the beverage forward toward the user
- Easy-to-use control can be operated and programmed by operators with a variety of skill levels
- Control features night mode, low level alert, temperature alert, and on-board diagnostics for easy troubleshooting
- Manual and electronic machine locks are ideal for self-serve locations
- CBE models include an attachable ADA compliant handle
- 5 ft. (1.5 m) cord with plug

ACCESSORIES

- ☐ 600085 - Auto-fill for CBE127-37
- ☐ 600086 - Auto-fill for CBE167-37

IMPORTANT

All models require 10" (25.4 cm) clearance at the sides and 12" (30.5 cm) at the back.

Agency Listings



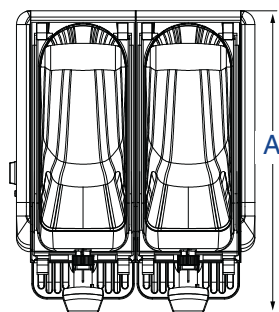
WARRANTY: The Clear Bowl Series warranty against defects in materials and workmanship includes five (5) years for the compressor, three (3) years for the electronic board, two (2) years for all other components. For warranty details, please refer to the operator's manual.

Due to continued product improvement, please consult our website for current product specifications.

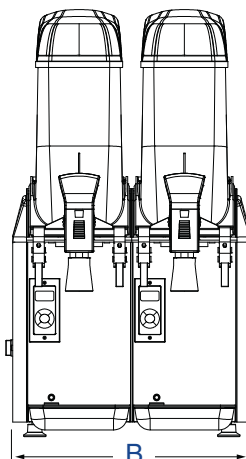
CLEAR BOWL SERIES FROZEN BEVERAGE DISPENSERS

DIMENSIONS (shown in inches (cm))

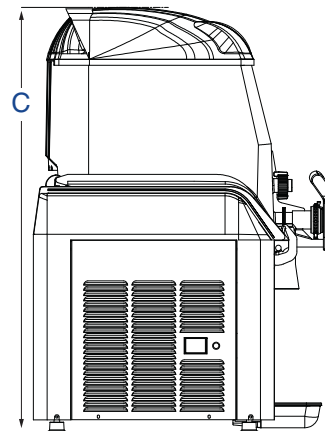
3.2 Gallon Bowl Models - Two Bowl Shown



Top View

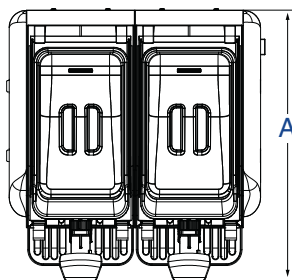


Front View

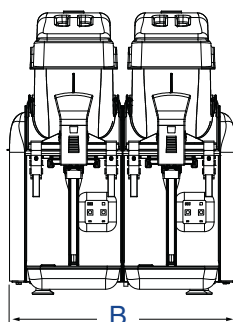


Side View

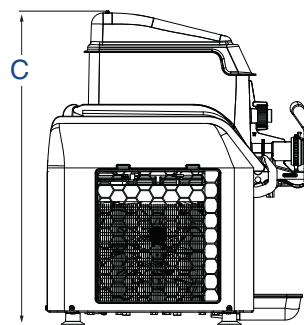
1.6 Gallon Bowl Models - Two Bowl Shown



Top View



Front View



Side View

SPECIFICATIONS

Item No.	Description	Dimensions* IN (CM)			Capacity		Electrical					Weight Lb (Kg)
		(A) Depth	(B) Width	(C) Height	Total Gal (L)	Number of 12 Oz (.35L) Servings	Voltage	HZ	Phase	Amps	Plug	
CBE117-37	One 3.2 Gallon Bowl	22 (55.9)	9½ (24.1)	30¾ (78.1)	3.2 (12.1)	34	115	60	1	11	NEMA 5-15P included	71 (32.2)
CBE127-37	Two 3.2 Gallon Bowls	22 (55.9)	16⅞ (41)	30¾ (78.1)	6.4 (24.2)	68	115	60	1	12	NEMA 5-15P included	119 (53.9)
CBE167-37	Three 3.2 Gallon Bowls	22 (55.9)	24½ (62.2)	30¾ (78.1)	9.6 (36.3)	102	115	60	1	12	NEMA 5-15P included	148 (67.1)
CBD117-37	One 1.6 Gallon Bowl	18¾ (47.6)	9⅞ (25.1)	21⅞ (55.6)	1.6 (6.1)	17	115	60	1	5.5	NEMA 5-15P included	55 (24.9)
CBD127-37	Two 1.6 Gallon Bowls	18¾ (47.6)	17⅞ (44.1)	21⅞ (55.6)	3.2 (12.1)	34	115	60	1	12	NEMA 5-15P included	75 (34)

*All models require 10" (25.4 cm) clearance at the sides and 12" (30.5) at the back.



Service Information

888-317-1105 (U.S. Toll Free)
920-894-2293 (Outside the U.S.)
www.stoeltingfoodservice.com
www.vollrath.com

© 2014 Stoelting, a Vollrath Company
ISO 9001:2008 Registered

STMF-146 5/9/14
Printed in USA